

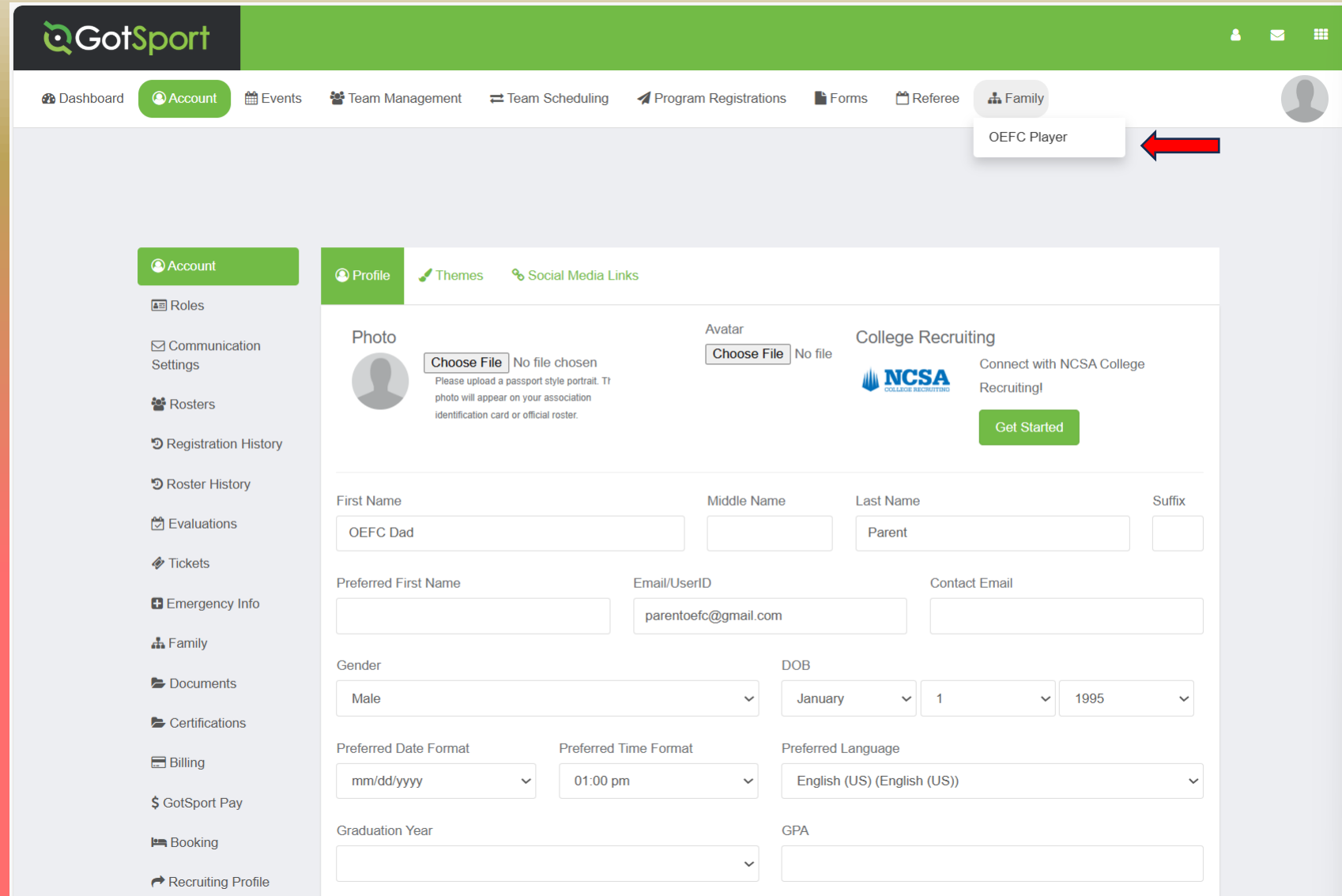
Oklahoma Energy FC



**How to Update your Players
Tshirt Size in Gotsport**

How to Update your Players Tshirt Size in GotSport

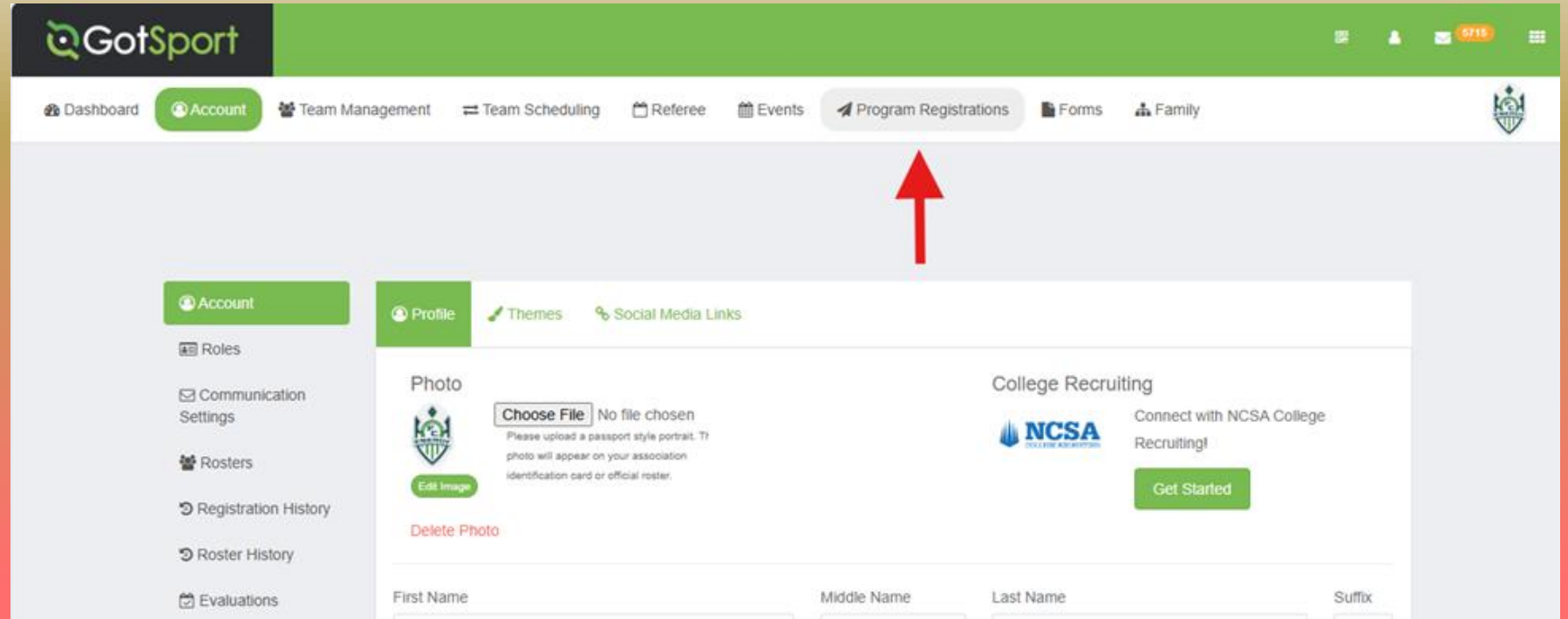
- Log into your GotSport Account (system.gotsport.com)
- Click on Family and Your Player



The screenshot shows the GotSport website interface. At the top, there is a green header with the GotSport logo and navigation icons. Below the header is a navigation bar with links: Dashboard, Account, Events, Team Management, Team Scheduling, Program Registrations, Forms, Referee, and Family. The Family link is highlighted, and a dropdown menu shows "OEFC Player" with a red arrow pointing to it. On the left side, there is a sidebar with a list of links: Account, Roles, Communication Settings, Rosters, Registration History, Roster History, Evaluations, Tickets, Emergency Info, Family, Documents, Certifications, Billing, GotSport Pay, Booking, and Recruiting Profile. The main content area shows the "Profile" tab selected. It includes a "Photo" section with a "Choose File" button and a note: "Please upload a passport style portrait. The photo will appear on your association identification card or official roster." There is also an "Avatar" section with a "Choose File" button and a note: "No file chosen". To the right of the photo section is a "College Recruiting" section with the NCSA logo and a "Get Started" button. Below these sections is a form with the following fields: First Name (OEFC Dad), Middle Name, Last Name (Parent), Suffix, Preferred First Name, Email/UserID (parenttoefc@gmail.com), Contact Email, Gender (Male), DOB (January 1, 1995), Preferred Date Format (mm/dd/yyyy), Preferred Time Format (01:00 pm), Preferred Language (English (US) (English (US))), Graduation Year, and GPA.

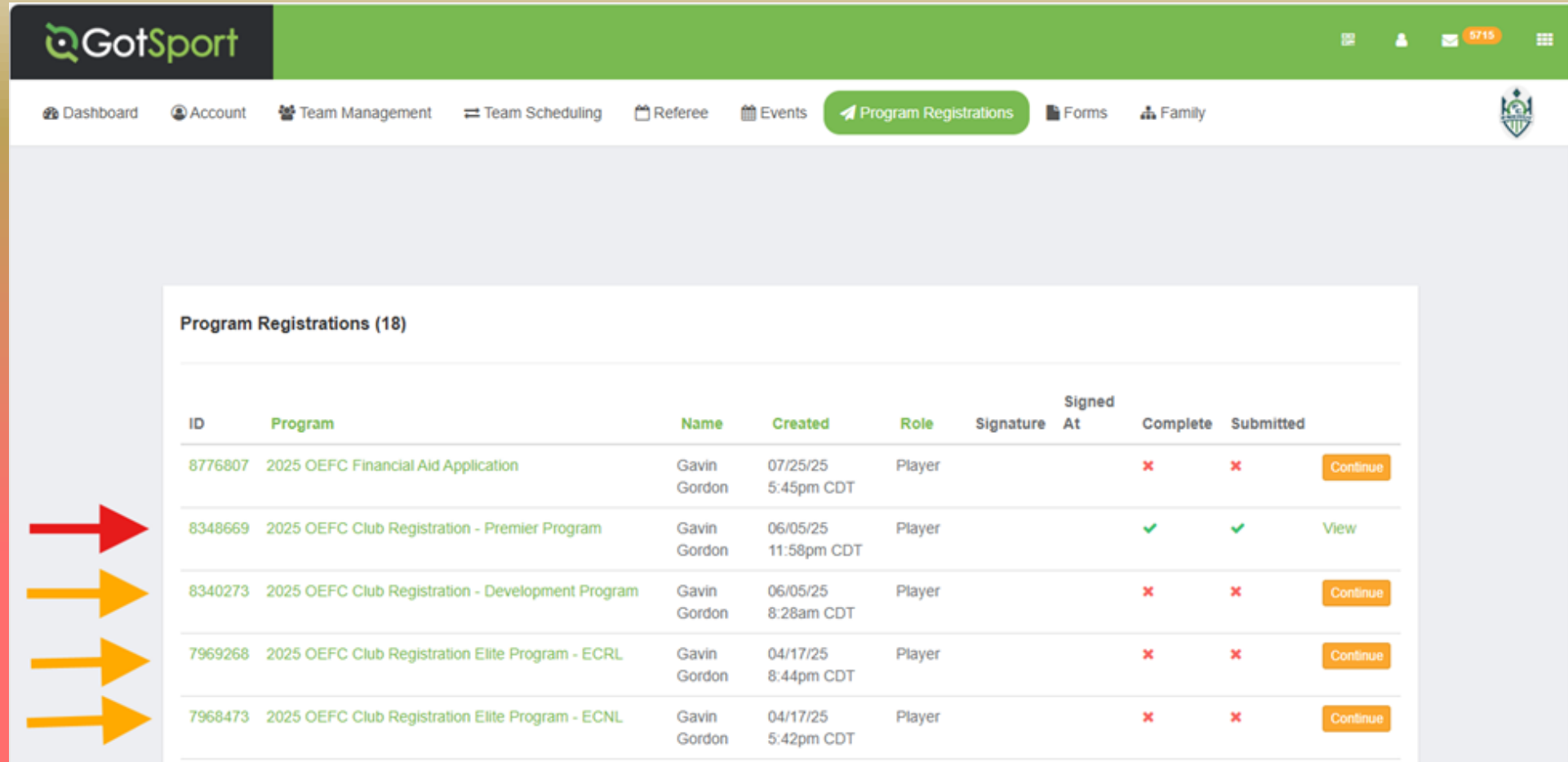
How to Update your Players Tshirt Size in GotSport

- In your player's account, click Program Registrations at the top



How to Update your Players Tshirt Size in Gotsport

- In Program Registrations, click the ID Number of the Program Registration your player registered with OEFC through for 2025

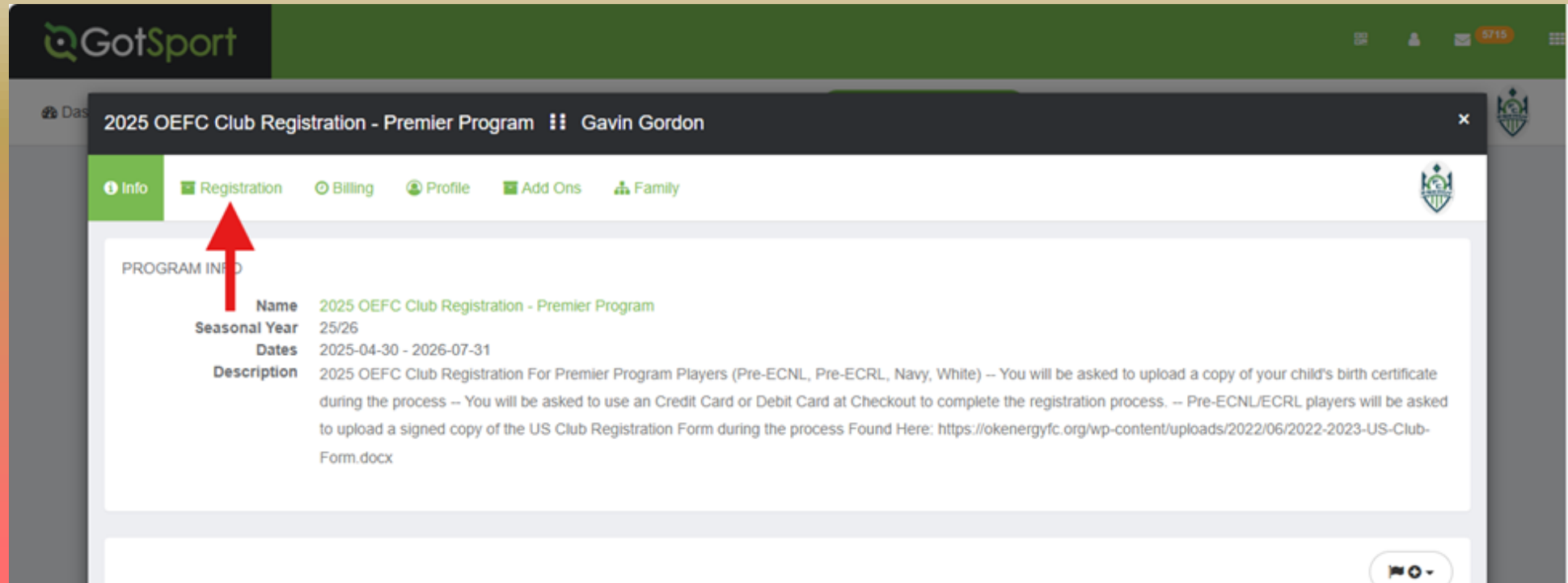


Program Registrations (18)

ID	Program	Name	Created	Role	Signature	Signed At	Complete	Submitted	
8776807	2025 OEFC Financial Aid Application	Gavin Gordon	07/25/25 5:45pm CDT	Player			×	×	Continue
8348669	2025 OEFC Club Registration - Premier Program	Gavin Gordon	06/05/25 11:58pm CDT	Player			✓	✓	View
8340273	2025 OEFC Club Registration - Development Program	Gavin Gordon	06/05/25 8:28am CDT	Player			×	×	Continue
7969268	2025 OEFC Club Registration Elite Program - ECRL	Gavin Gordon	04/17/25 8:44pm CDT	Player			×	×	Continue
7968473	2025 OEFC Club Registration Elite Program - ECNL	Gavin Gordon	04/17/25 5:42pm CDT	Player			×	×	Continue

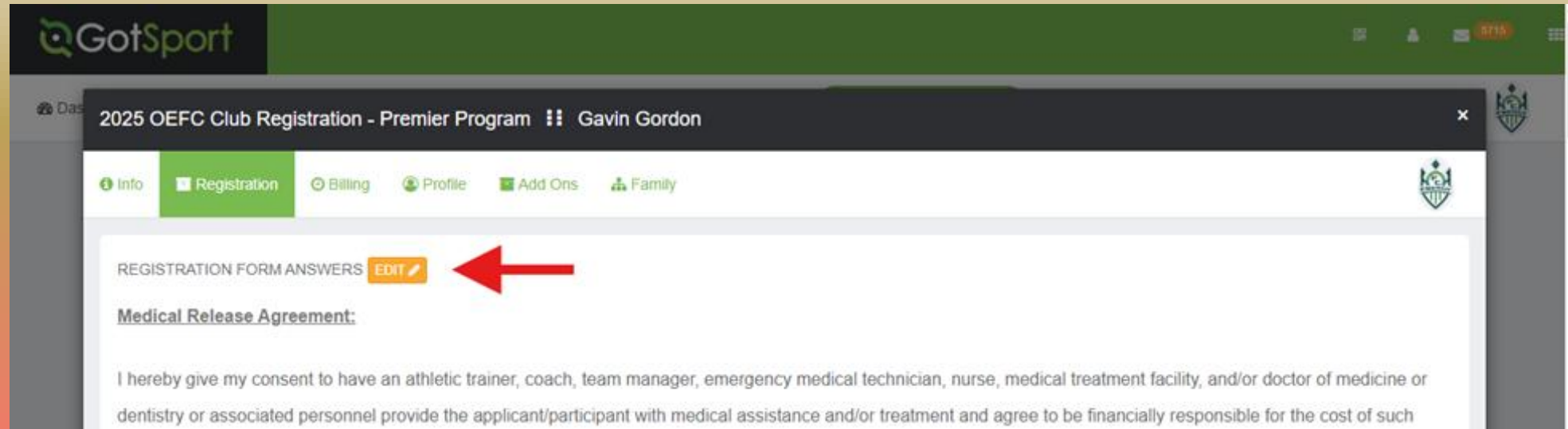
How to Update your Players Tshirt Size in Gotsport

- Once in the Program Registration screen, click Registration at the top



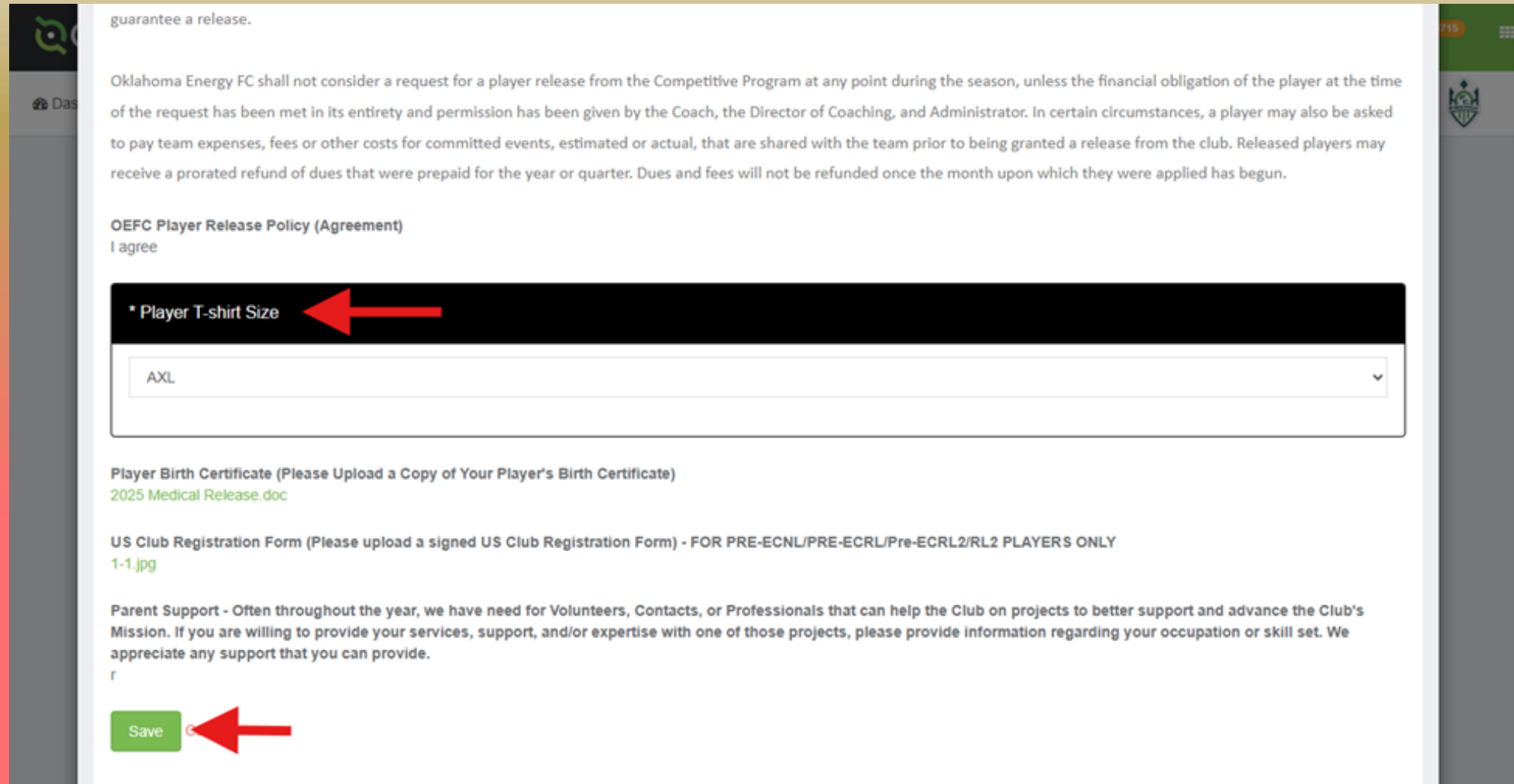
How to Update your Players Tshirt Size in Gotsport

- You should see an orange “Edit” button at the beginning of the page you will need to click



How to Update your Players Tshirt Size in Gotsport

- Click the Edit Button and scroll down to the Tshirt Size section of the page. Adjust the tshirt size if needed and click Save.



The screenshot shows a player's profile page on the Gotsport website. The page is divided into several sections. At the top, there is a section for "guarantee a release." followed by a paragraph of text. Below this is the "OEFC Player Release Policy (Agreement)" section, which includes a checkbox for "I agree". The "Player T-shirt Size" section is highlighted with a red arrow pointing to the dropdown menu, which currently shows "AXL". Below this is the "Player Birth Certificate" section, which includes a link to "2025 Medical Release.doc". The "US Club Registration Form" section is also visible, with a link to "1-1.jpg". At the bottom of the page, there is a "Parent Support" section and a green "Save" button, which is also highlighted with a red arrow.

guarantee a release.

Oklahoma Energy FC shall not consider a request for a player release from the Competitive Program at any point during the season, unless the financial obligation of the player at the time of the request has been met in its entirety and permission has been given by the Coach, the Director of Coaching, and Administrator. In certain circumstances, a player may also be asked to pay team expenses, fees or other costs for committed events, estimated or actual, that are shared with the team prior to being granted a release from the club. Released players may receive a prorated refund of dues that were prepaid for the year or quarter. Dues and fees will not be refunded once the month upon which they were applied has begun.

OEFC Player Release Policy (Agreement)
I agree

* Player T-shirt Size

AXL

Player Birth Certificate (Please Upload a Copy of Your Player's Birth Certificate)
[2025 Medical Release.doc](#)

US Club Registration Form (Please upload a signed US Club Registration Form) - FOR PRE-ECNL/PRE-ECRL/Pre-ECRL2/RL2 PLAYERS ONLY
[1-1.jpg](#)

Parent Support - Often throughout the year, we have need for Volunteers, Contacts, or Professionals that can help the Club on projects to better support and advance the Club's Mission. If you are willing to provide your services, support, and/or expertise with one of those projects, please provide information regarding your occupation or skill set. We appreciate any support that you can provide.

r

Save

How to Update your Players Tshirt Size in Gotsport

Questions?

Email admin@okenergyfc.org