

Oklahoma Energy FC



How to Complete Player SafeSport Training

How to Complete Player SafeSport Training

- Log into your Gotsport Account (system.gotsport.com)
- Click on Family and Your Player
- Click on Dashboard

The screenshot displays the GotSport web application interface. At the top, there is a green header with the GotSport logo and navigation icons. Below the header is a white navigation bar with links to Dashboard, Account, Events, Team Management, Team Scheduling, Program Registrations, Forms, Referee, and Family. A red arrow points to the 'Dashboard' link, and another red arrow points to the 'Family' link, which has a dropdown menu showing 'OEFC Player'. The main content area is divided into two sections: a left sidebar with a green 'Account' button and a list of links (Roles, Communication Settings, Rosters, Registration History, Roster History, Evaluations, Tickets, Emergency Info, Family, Documents, Certifications, Billing, GotSport Pay, Booking, Recruiting Profile), and a right section with a green 'Profile' button and links to Themes and Social Media Links. The right section contains a form for user profile information, including a photo upload area, a 'College Recruiting' section with an NCSA logo and a 'Get Started' button, and various input fields for personal and contact details.

GotSport

Dashboard Account Events Team Management Team Scheduling Program Registrations Forms Referee Family

OEFC Player

Account

- Roles
- Communication Settings
- Rosters
- Registration History
- Roster History
- Evaluations
- Tickets
- Emergency Info
- Family
- Documents
- Certifications
- Billing
- GotSport Pay
- Booking
- Recruiting Profile

Profile Themes Social Media Links

Photo

Choose File No file chosen
Please upload a passport style portrait. The photo will appear on your association identification card or official roster.

Avatar

Choose File No file

College Recruiting

Connect with NCSA College Recruiting!

Get Started

First Name Middle Name Last Name Suffix

OEFC Dad

Preferred First Name Email/UserID Contact Email

parentoeffc@gmail.com

Gender DOB

Male January 1 1995

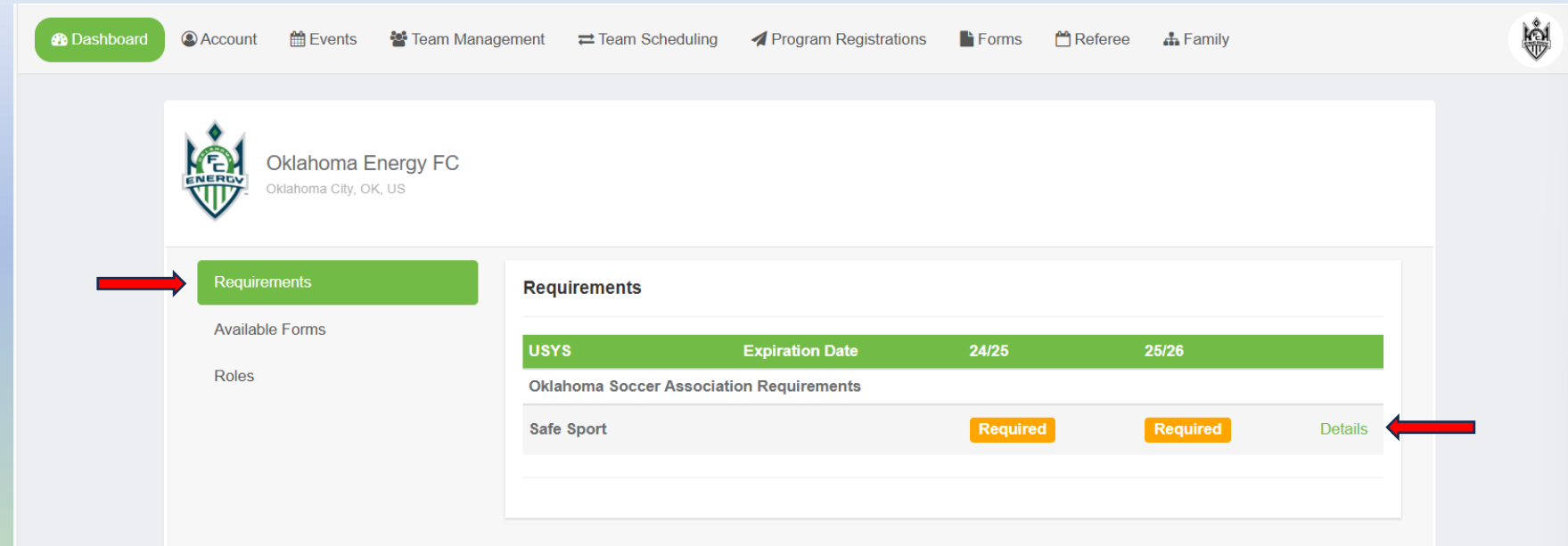
Preferred Date Format Preferred Time Format Preferred Language

mm/dd/yyyy 01:00 pm English (US) (English (US))

Graduation Year GPA

How to Complete Player SafeSport Training

- Click on the Details under Requirements to the right of Safe Sport



Dashboard Account Events Team Management Team Scheduling Program Registrations Forms Referee Family

Oklahoma Energy FC
Oklahoma City, OK, US

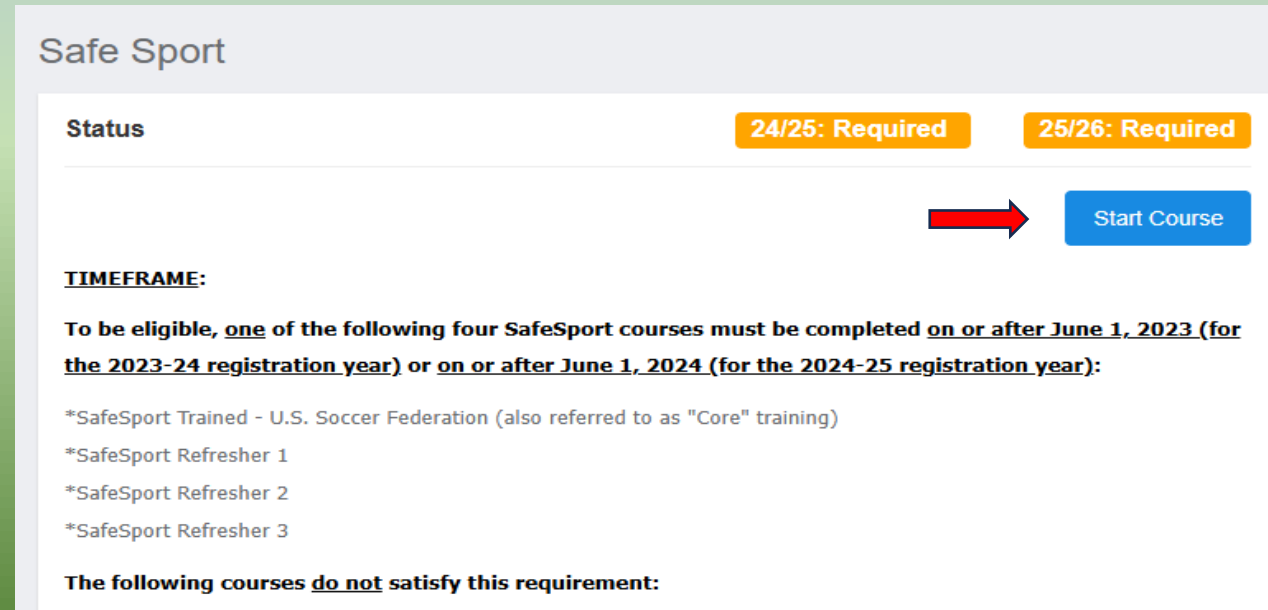
Requirements

Available Forms

Roles

USYS	Expiration Date	24/25	25/26
Oklahoma Soccer Association Requirements			
Safe Sport	Required	Required	Details

- Click Start Course on the Safe Sport Page



Safe Sport

Status 24/25: Required 25/26: Required

Start Course

TIMEFRAME:


To be eligible, one of the following four SafeSport courses must be completed on or after June 1, 2023 (for the 2023-24 registration year) or on or after June 1, 2024 (for the 2024-25 registration year):

- *SafeSport Trained - U.S. Soccer Federation (also referred to as "Core" training)
- *SafeSport Refresher 1
- *SafeSport Refresher 2
- *SafeSport Refresher 3

The following courses do not satisfy this requirement:

How to Complete Player SafeSport Training

- Complete the sign up if this is the first time taking the course.
 - Email Address used must match Gotsport username for USYS and/or TGS -Athlete One username for USClub/ECNL
- Agree to the Safe Sport terms



The screenshot shows the 'Sign Up' page of the U.S. Center for SafeSport. The header includes the logo, a search icon, a 'Login' button, and a menu icon. The main content area has a 'Sign Up' title and instructions: 'Please enter the information for a new account. If you have previously taken any SafeSport training, click Login (upper right of screen) to access your existing account, enter the email address you used then click Forgot Password'. Below this are input fields for 'First Name' (marked 'Required') and 'Middle Name'. At the bottom, there is a scrollable area containing legal terms and conditions, followed by 'I Agree' and 'Disagree' buttons. A red arrow points to the 'I Agree' button.

U.S. CENTER FOR
SAFESPORT™

Search Login

Sign Up

Please enter the information for a new account. If you have previously taken any SafeSport training, click Login (upper right of screen) to access your existing account, enter the email address you used then click Forgot Password

First Name *Required*

Middle Name

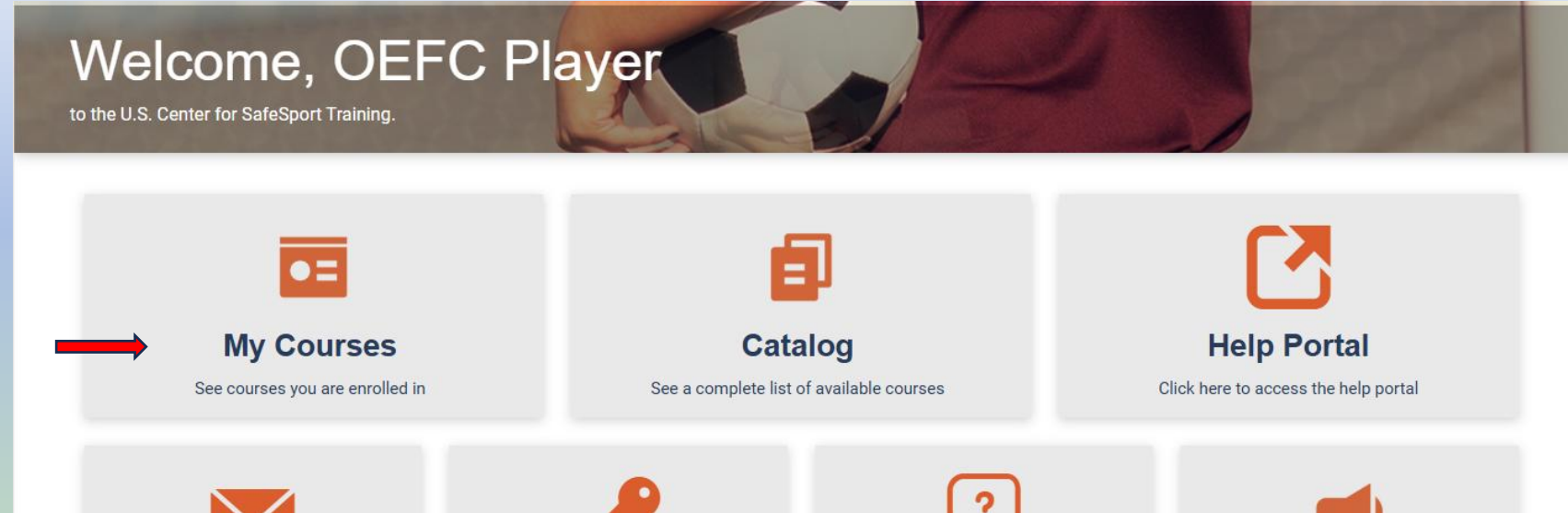
and further agrees that subject to Section 15 herein, any cause of action arising under this Agreement shall be brought exclusively in a court in Denver County, Colorado.

- [Legal Counsel](#). User acknowledges that you understand the effect of this Agreement and that you have been advised to consult with legal counsel of your own choosing prior to your execution of this Agreement.
- [Severability](#). If any provision of this Agreement is found by a court of competent jurisdiction to be unenforceable, such provision shall not affect the other provisions, but such unenforceable provision shall be deemed modified to the extent necessary to render it enforceable, preserving to the fullest extent permissible the intent of the Parties set forth herein.
- [Updating This Agreement](#). From time to time, SafeSport may update this Agreement to clarify our practices or to reflect new or different practices (such as when we add new features or different types of Training), and SafeSport reserves the right, in its sole discretion, to modify and/or make changes to this Agreement at any time. If SafeSport makes any material change, we will notify you using prominent means such as by email notice sent to the email address specified in your account or by posting a notice on the Website, or in the LMS or API. Modifications will become effective on the day they are posted unless stated otherwise. You continued use of the Training after the changes become effective shall mean that you accept those changes. Any revised Agreement shall supersede all previous Agreements.
- [How to Contact SafeSport](#). You may contact SafeSport at any time, for any reason pertaining to the Training or this Agreement by sending an email our online Support Team by using the following link <https://safesport.atlassian.net/servicedesk/customer/portal/4>.

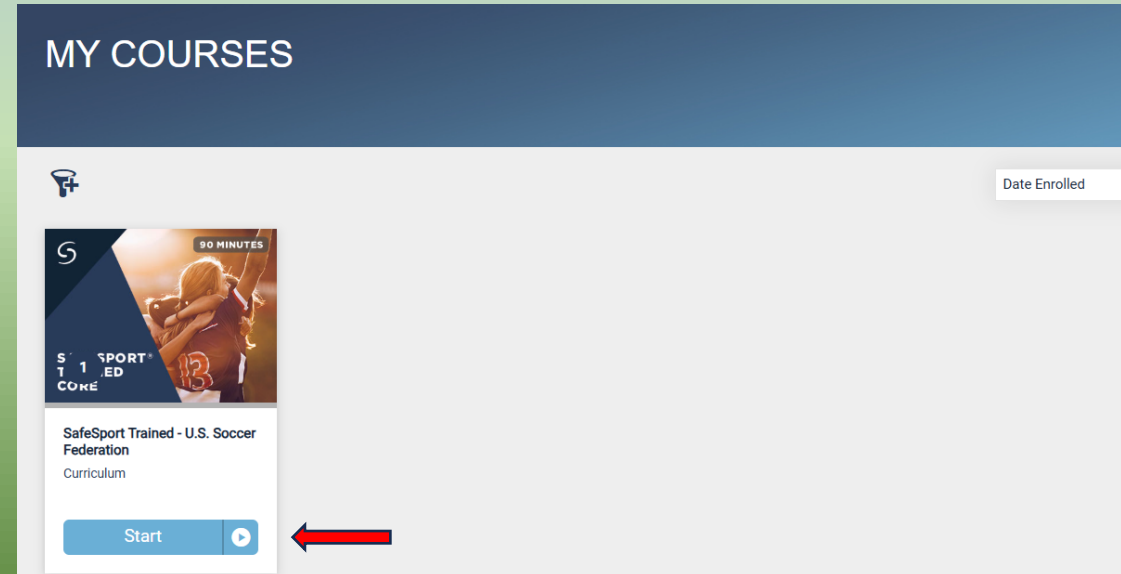
I Agree Disagree

How to Complete Player SafeSport Training

- Click on My Courses




- Click Start to start the course.
 - If you have already taken the course before, refresher courses will show. Take the next refresher in number.



How to Complete Player SafeSport Training

- Complete the Course




The banner features a group of female athletes in purple jerseys hugging on a field at sunset. In the top left corner is the SafeSport logo (a stylized 'S' in a circle). In the bottom left corner, the text 'SAFESPORT TRAINED CORE' is displayed. In the top right corner, a dark box contains the text '90 MINUTES'.

Completed
1/1

100%

Resources

- Refresh the course to show your certificate.
- Click on the Certificate and save it to your computer.




The banner is identical to the one above, but includes a small refresh icon (a circular arrow) next to the '90 MINUTES' text in the top right corner.

Completed
1/1 Courses

100%

Certificate



A green icon of a certificate with a ribbon seal. A red arrow points to it from the right.

SafeSport Trained

How to Complete Player SafeSport Training

- Save the Certificate to your computer
 - Make sure that the email on the certificate is the same as used in Gotsport (USYS) and TGS/Athlete One (US Club)
 - Keep certificate number in case needed at a later date.



How to Complete Player SafeSport Training

- Players must have an active Athlete One Player account. Every player that is part of ECNL, US Club or part of a club that uses Athlete One has an Athlete One Account. If you are not sure what your what your log-in email (username) please contact your club administrator as they can provide this to you.

The screenshot shows the Athlete One interface. In the top left, the 'athleteone' logo is present. A sidebar on the left contains a 'Dashboard' link and a 'SafeSport Center' link, which is highlighted with a red box and a red arrow pointing to it. The main content area features the 'US Club Soccer' logo, a 'SafeSport Center' heading with explanatory text, and a 'SafeSport Certificate Upload Information' section. This section contains two boxes, each with a 'SafeSport Status' icon and the text 'Required To Get Your Player Card'. The first box is for 'US Club Soccer 2024-25' and the second for 'US Club Soccer 2025-26'. The second box is highlighted with a red border and a red arrow pointing to its 'Not Started' button. At the bottom, there are 'SafeSport Instructions' and a URL for step 1.

athleteone

Support Center

Dashboard

SafeSport Center

US Club Soccer

SafeSport Center

Athletes turning 18 during the season, whose teammates are minors, will be required to take "Core" SafeSport training upon turning 18-years-of-age. To avoid any disruption in play, an athlete may complete the training at age 17 given parental consent to do so. Once a player has turned 18 he or she will not be permitted to continue play until "Core" SafeSport training has been completed.

SafeSport Certificate Upload Information

Select the box below to upload and submit your SafeSport information

SafeSport Status

Required To Get Your Player Card

US Club Soccer 2024-25

Not Started

SafeSport Status

Required To Get Your Player Card

US Club Soccer 2025-26

Not Started

SafeSport Instructions

STEP 1

Use this URL: <https://safesporttrained.org?KeyName=JJFAQsQPWNRj01edWcPr>

athleteone v.1.27.1 © 2025

Settings

Rewards Program

Sign Out

<https://parent.helpdocsite.com/account/what-is-safesport-and-how-do-i-complete-it>

How to Complete Player SafeSport Training

- Log into your Athlete One Account
- Click SafeSport Status
- Enter the date of your certificate from SafeSport
- Upload the certificate
- Choose the season
- Type Your Document Name
 - If prior to 18th birthday, add Parent Name and Signature
- Hit the blue Save button

The screenshot displays the 'SafeSport Center' interface. On the left, a card titled 'SafeSport Status' indicates that training is 'Not Started' for the 'US Club Soccer 2025-26' season. On the right, a 'SafeSport Requirements' form is shown. The form includes a date input field with '06.23.2025' and a calendar icon, a dropdown menu for selecting the season, a file upload area with the text 'Choose a file or drop it here', and a text input field for the document name. A blue 'Save' button is at the bottom right. Red arrows point to the date field, the season dropdown, the file upload area, and the document name field. A close button 'X' is in the top right corner of the requirements panel.

US Club Soccer 2025-26 X

SafeSport Requirements

Please Add Date of Your Certificate
This date is located on your certificate from SafeSport.

06.23.2025

Please Select Your Season
Select one

Upload Certificate
Choose a file or drop it here

Document Name
Enter Document Name

Save

SafeSport Center

Athletes turning 18 during the season, whose team is turning 18-years-of-age. To avoid any disruption in consent to do so. Once a player has turned 18 he or she has been completed.

Information
Your SafeSport information

SafeSport Status
Required To Get Your Player Card
US Club Soccer 2025-26
Not Started

myName=JJFAQsQPWNRj01edWcPr

How to Complete Player SafeSport Training

Questions?

Email admin@okenergyfc.org