

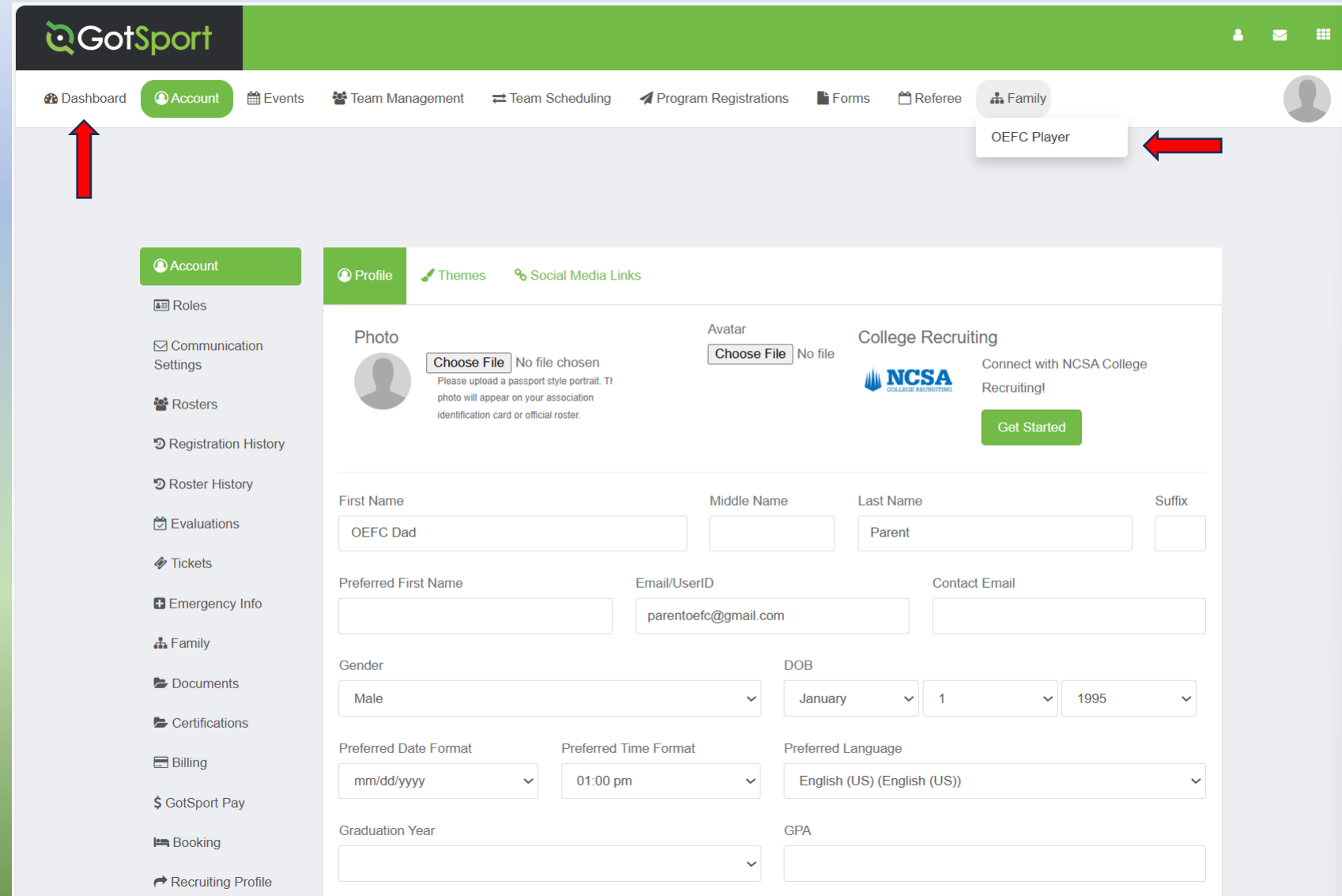
Oklahoma Energy FC



How to Complete Player SafeSport Training

How to Complete Player SafeSport Training

- Log into your Gotsport Account (system.gotsport.com)
- Click on Family and Your Player
- Click on Dashboard



The screenshot shows the GotSport website interface. The top navigation bar includes links for Dashboard, Account, Events, Team Management, Team Scheduling, Program Registrations, Forms, Referee, and Family. The Family dropdown menu is open, showing 'OEFC Player'. The left sidebar contains links for Account, Roles, Communication Settings, Rosters, Registration History, Roster History, Evaluations, Tickets, Emergency Info, Family, Documents, Certifications, Billing, GotSport Pay, Booking, and Recruiting Profile. The main content area displays the 'Profile' section with fields for Photo, Avatar, College Recruiting, First Name, Middle Name, Last Name, Suffix, Preferred First Name, Email/UserID, Contact Email, Gender, DOB, Preferred Date Format, Preferred Time Format, Preferred Language, Graduation Year, and GPA. A red arrow points to the 'Dashboard' link in the top navigation bar, and another red arrow points to the 'OEFC Player' link in the Family dropdown menu.

GotSport

Dashboard Account Events Team Management Team Scheduling Program Registrations Forms Referee Family

OEFC Player

Account

- Roles
- Communication Settings
- Rosters
- Registration History
- Roster History
- Evaluations
- Tickets
- Emergency Info
- Family
- Documents
- Certifications
- Billing
- GotSport Pay
- Booking
- Recruiting Profile

Profile Themes Social Media Links

Photo

Choose File No file chosen
Please upload a passport style portrait. The photo will appear on your association identification card or official roster.

Avatar

Choose File No file

College Recruiting

Connect with NCSA College Recruiting!

Get Started

First Name Middle Name Last Name Suffix

OEFC Dad Parent

Preferred First Name Email/UserID Contact Email

parentoeffc@gmail.com

Gender DOB

Male January 1 1995

Preferred Date Format Preferred Time Format Preferred Language

mm/dd/yyyy 01:00 pm English (US) (English (US))

Graduation Year GPA

How to Complete Player SafeSport Training

- Click on the Details under Requirements to the right of Safe Sport

Dashboard Account Events Team Management Team Scheduling Program Registrations Forms Referee Family

Oklahoma Energy FC
Oklahoma City, OK, US

Requirements

Available Forms

Roles

USYS	Expiration Date	24/25	25/26
Oklahoma Soccer Association Requirements			
Safe Sport		Required	Required
			Details

- Click Start Course on the Safe Sport Page

Safe Sport

Status 24/25: Required 25/26: Required

Start Course

TIMEFRAME:

To be eligible, one of the following four SafeSport courses must be completed on or after June 1, 2023 (for the 2023-24 registration year) or on or after June 1, 2024 (for the 2024-25 registration year):

- *SafeSport Trained - U.S. Soccer Federation (also referred to as "Core" training)
- *SafeSport Refresher 1
- *SafeSport Refresher 2
- *SafeSport Refresher 3

The following courses do not satisfy this requirement:

How to Complete Player SafeSport Training

- Complete the sign up if this is the first time taking the course.
 - Email Address used must match Gotsport username for USYS and/or TGS -Athlete One username for USClub/ECNL
- Agree to the Safe Sport terms

U.S. CENTER FOR SAFESPORT™

Search Login

Sign Up

Please enter the information for a new account. If you have previously taken any SafeSport training, click Login (upper right of screen) to access your existing account, enter the email address you used then click Forgot Password

First Name *Required*

Middle Name

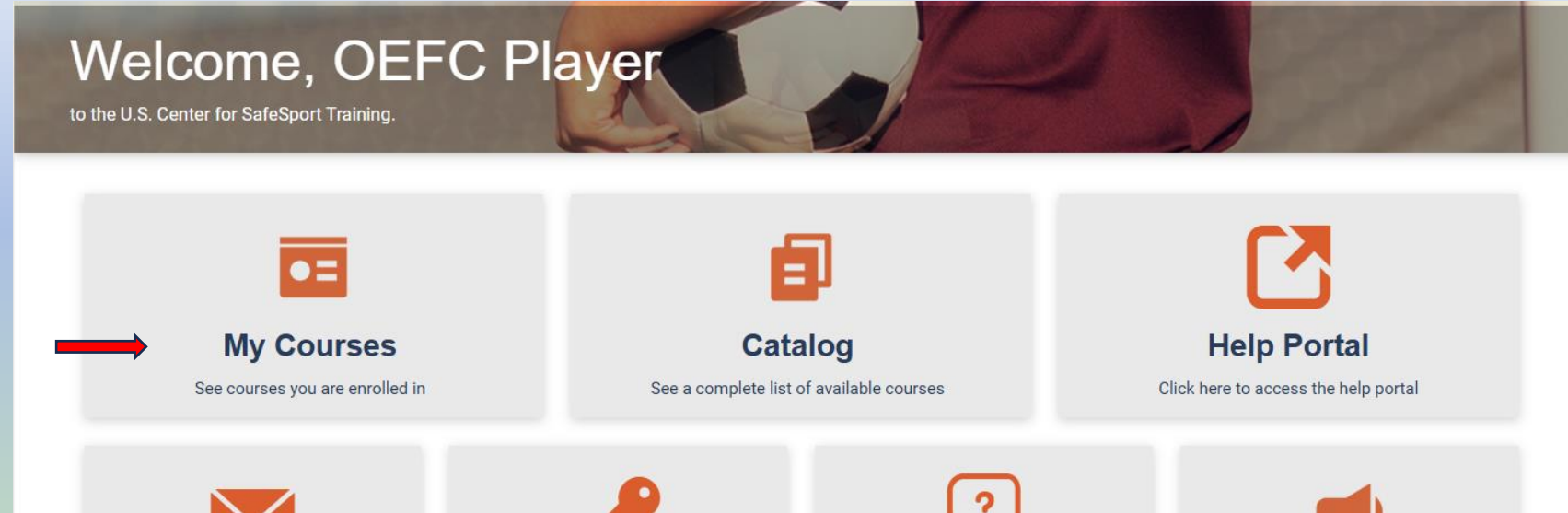
and further agrees that subject to Section 15 herein, any cause of action arising under this Agreement shall be brought exclusively in a court in Denver County, Colorado.

- [Legal Counsel](#). User acknowledges that you understand the effect of this Agreement and that you have been advised to consult with legal counsel of your own choosing prior to your execution of this Agreement.
- [Severability](#). If any provision of this Agreement is found by a court of competent jurisdiction to be unenforceable, such provision shall not affect the other provisions, but such unenforceable provision shall be deemed modified to the extent necessary to render it enforceable, preserving to the fullest extent permissible the intent of the Parties set forth herein.
- [Updating This Agreement](#). From time to time, SafeSport may update this Agreement to clarify our practices or to reflect new or different practices (such as when we add new features or different types of Training), and SafeSport reserves the right, in its sole discretion, to modify and/or make changes to this Agreement at any time. If SafeSport makes any material change, we will notify you using prominent means such as by email notice sent to the email address specified in your account or by posting a notice on the Website, or in the LMS or API. Modifications will become effective on the day they are posted unless stated otherwise. You continued use of the Training after the changes become effective shall mean that you accept those changes. Any revised Agreement shall supersede all previous Agreements.
- [How to Contact SafeSport](#). You may contact SafeSport at any time, for any reason pertaining to the Training or this Agreement by sending an email our online Support Team by using the following link <https://safesport.atlassian.net/servicedesk/customer/portal/4>.

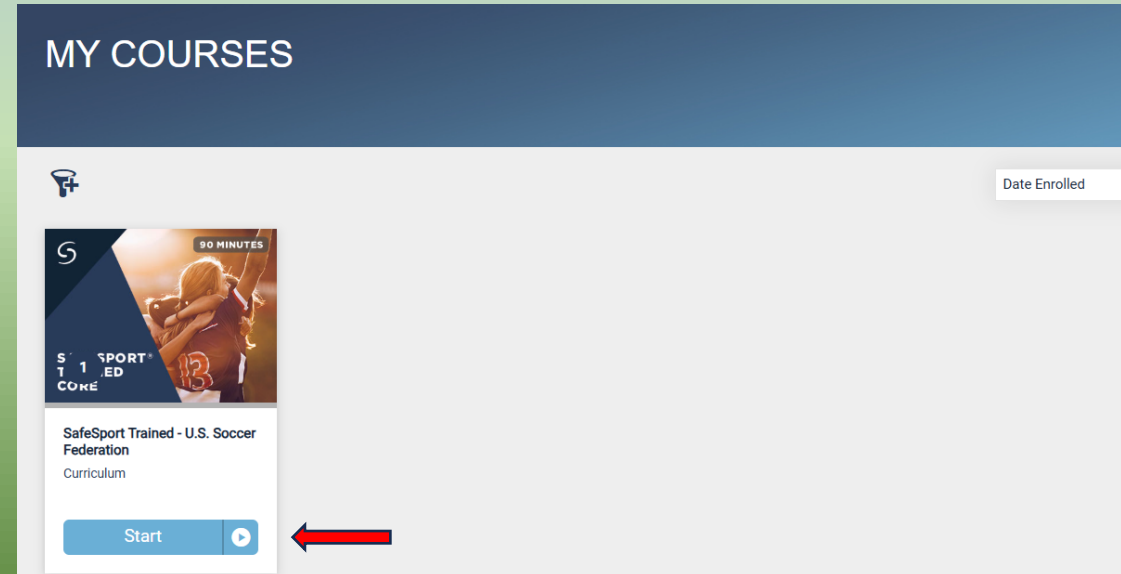
I Agree Disagree

How to Complete Player SafeSport Training

- Click on My Courses




- Click Start to start the course.
 - If you have already taken the course before, refresher courses will show. Take the next refresher in number.



How to Complete Player SafeSport Training

- Complete the Course




The banner features a group of female athletes in purple jerseys hugging on a field at sunset. On the left, a dark blue triangle contains the SafeSport logo (a stylized 'S') and the text 'SAFESPORT TRAINED CORE'. In the top right corner, a dark box says '90 MINUTES'.

Completed
1/1

100%

Resources

- Refresh the course to show your certificate.
- Click on the Certificate and save it to your computer.



This banner is identical to the one above but includes a small refresh icon (a circular arrow) in the top right corner, next to the '90 MINUTES' text.


Completed
1/1 Courses

100%

Certificate

SafeSport Trained Core

Time to Allot: 90 minutes



The certificate icon is a green document with a ribbon seal. A red arrow points from the right towards it.

SafeSport Trained

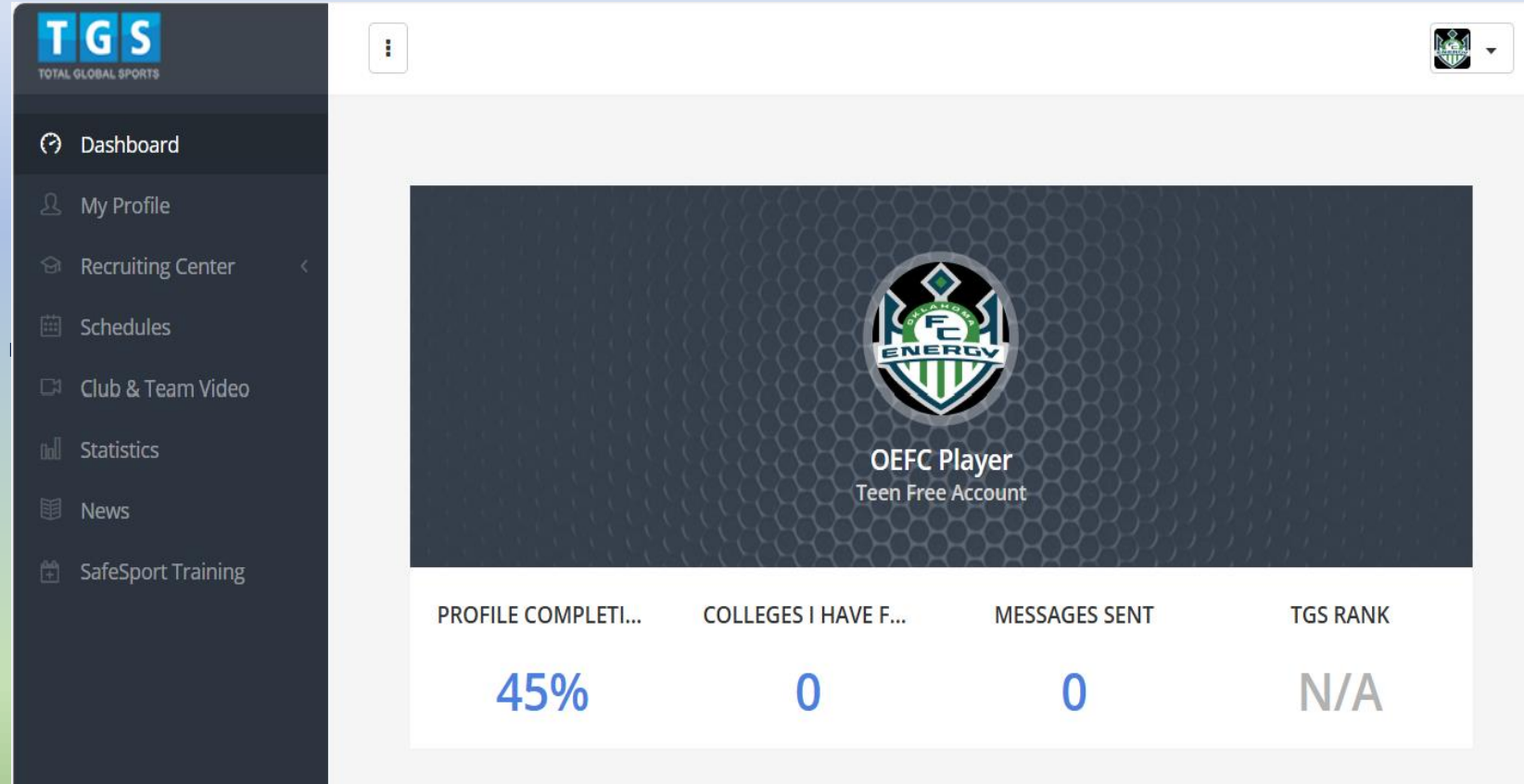
How to Complete Player SafeSport Training

- Save the Certificate to your computer
 - Make sure that the email on the certificate is the same as used in Gotsport (USYS) and TGS/Athlete One (US Club)
 - Keep certificate number in case needed at a later date.



How to Complete Player SafeSport Training

- Players must have an active TGS Player account. Every player that is part of ECNL, US Club or part of a club that uses TGS has a TGS Account. If you are not sure what your what your log-in email (username) please contact your club administrator as they can provide this to you.



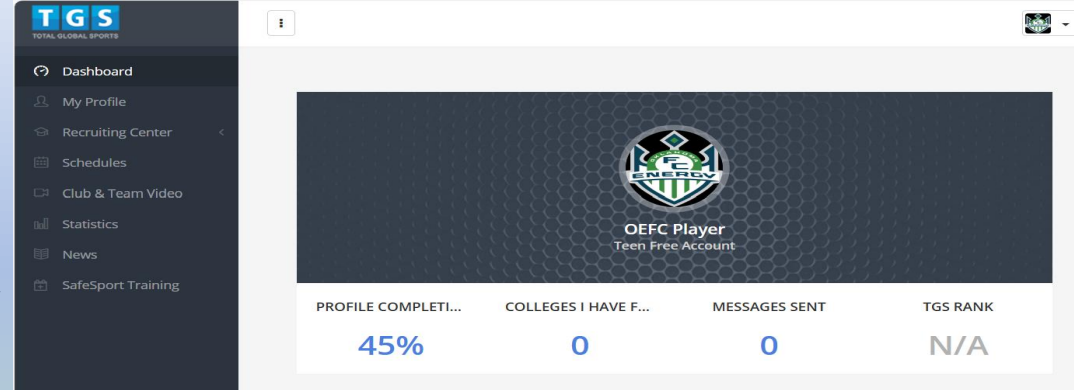
The screenshot displays the TGS (Total Global Sports) Player Dashboard. On the left is a dark sidebar with the TGS logo and a list of navigation options: Dashboard, My Profile, Recruiting Center, Schedules, Club & Team Video, Statistics, News, and SafeSport Training. The main content area features a header with a club crest and the text 'OEFC Player' and 'Teen Free Account'. Below this is a table with four columns: PROFILE COMPLETI..., COLLEGES I HAVE F..., MESSAGES SENT, and TGS RANK. The corresponding values are 45%, 0, 0, and N/A.

PROFILE COMPLETI...	COLLEGES I HAVE F...	MESSAGES SENT	TGS RANK
45%	0	0	N/A

[Player SafeSport Training](#)
[– Total Global Sports](#)

How to Complete Player SafeSport Training

- Log into your TGS Account
- Click SafeSport Training



- Enter the date of your certificate from SafeSport
- Upload the certificate
- Choose the season
- Type Your Document Name
 - If prior to 18th birthday, add Parent Name and Signature
- Hit the blue Submit button

A screenshot of the 'SafeSport Training' upload form. The form is titled 'SafeSport Training' and includes a 'US Club Soccer' logo. It contains a text box for 'SafeSport Certificate Upload Information' with a date picker (MM/DD/YY...) and a red arrow pointing to it. Below this is a blue button labeled 'Upload Certificate Here' with a red arrow pointing to it. The form also has a 'Season' dropdown menu set to 'US Club Soccer 2024-25' and a 'Document Name' text box. At the bottom is a blue 'Submit' button with a red arrow pointing to it. To the right of the form is a table titled 'SAFESPORT DOCUMENTS' with columns for 'DOCUMENT', 'UPLOADED', 'EXP.DATE', and 'STATUS'. The table currently shows 'No Records Found.'.

How to Complete Player SafeSport Training

Questions?

Email admin@okenergyfc.org